

Preformed Components

Niches, Curbs and Slopes



Easy, Ready-To-Tile Preformed Components

As part of the TEC® system, these preformed, waterproof construction components are consistent and easy to install. When used along with TEC® tile installation products, preformed components allow you to add a design element that fits with today's building trends, backed with a limited system warranty*, for peace of mind.

Discover an innovative alternative to traditional fixtures in baths, showers, kitchens, pools and wet areas.

*For detailed product information view the product data sheet on tecspecialty.com; for warranty details see your sales associate or tecspecialty.com.



To learn more, visit TECSpecialty.com

See Reverse for More Information 



Preformed Components

TEC® PRODUCTS GIVE YOU A SYSTEM FOR SUCCESS

Preformed niches and components are ideal for use in:

- New home construction
- Multi-unit, institutional or healthcare
- Resorts, spas, pool facilities
- Remodeling projects

SPEED & CONSISTENCY

These consistent, preformed components, along with easy to use installation products, support fast and flawless installations.

PROTECTION


TEC® preformed components are coated with a waterproofing membrane to protect against mold and mildew, which meets ANSI A118.10 and has IAPMO approval.

CONFIDENCE


TEC® installation systems give you peace of mind and confidence by offering a complete system, backed by a limited system warranty and technical support.*

Niches


- In-wall design allows niches to be tiled with the same tile as the surrounding walls
- High-density foam construction eliminates water absorption
- Coated with an IAPMO-approved, waterproof membrane that meets ANSI A118.10



Niche, PF-301
Square
 12"
 (30,48 cm)*
Product #75000366



Niche, PF-304
Wide Combo
 12" H x 12" W
 (30,48 cm x 30,48 cm)*
 6" H x 12" W
 (15,24 cm x 30,48 cm)*
Product #75000369




Niche, PF-306
Rectangular
 12" H x 20" W
 (30,48 cm x 50,8 cm)*
Product #75000370

*Note: All nominal dimensions are of the interior cavity. All niches are designed for 16" (40,64 cm) o.c. walls.

*For detailed product information view the product data sheet on tecspecialty.com; for warranty details see your sales associate or tecspecialty.com.

Multiple Options, From One Trusted Source





Slopes

- Comply with building codes and the tile industry standard for 1/4" per foot slopes noted for shower receptors, in the Tile Council of North America (TCNA) Handbook
- Manufactured to allow for the industry "pre-slope" required under all shower pans
- Part of a reliable system to install the pan liner, mortar bed and tile in one day
- Essential for proper mortar bed drainage which helps reduce mold growth

Slopes, PF-102

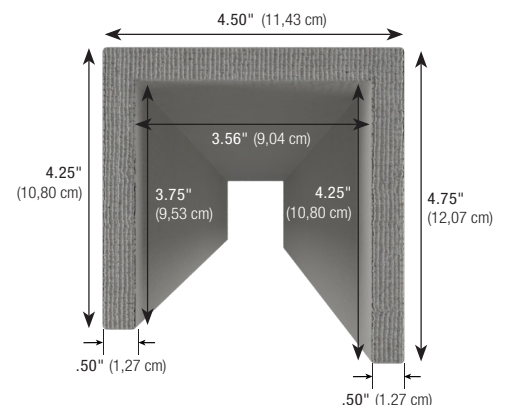
24" x 48" (60,96 cm x 121,92 cm)
Tapered to 3/4" to 1/4"
Standard Dimension
Product #75000367

Note: It is the user's responsibility to ensure waterproofness prior to tiling.



Curbs

- Ideal for use with PVC pan liners
- Watertight, durable substrate suitable for all varieties of tile
- Excellent for quick, cut-to-fit site applications



96" Curb, PF-202

96" or 8' Length
(243,84 cm or 2,44 m length)
Product #75000368



Preformed Components

These TEC® products are ideal for installing TEC® Preformed Components, as part of a complete system.

HydraFlex™ Waterproofing Crack Isolation Membrane

IAPMO-approved, ready-to-use, flexible, mold and mildew resistant waterproofing crack isolation membrane for interior and exterior applications. Forms a smooth, monolithic, watertight surface over walls, floors and ceilings.



Latex-Modified Mortars

Set preformed components with your choice of one of the TEC® latex-modified mortar products.

Power Grout® Ultimate Performance Grout

A breakthrough in grout technology that maximizes performance and provides ease of use. Highly stain resistant with strong, color consistency that resists efflorescence, fading, cracking and grout shrinking. Excellent performance in most environments, including high traffic and wet conditions, for residential and commercial applications. A wide array of colors available. Grout joints from 1/16" to 1/2" (1.6-12 mm).



AccuColor 100® 100% Silicone Sealant

AccuColor 100® is a high-performance, 100% silicone sealant designed to provide a flexible, long-lasting and water-resistant seal. Ideal for wet area applications, including swimming pools, spas and fountains.



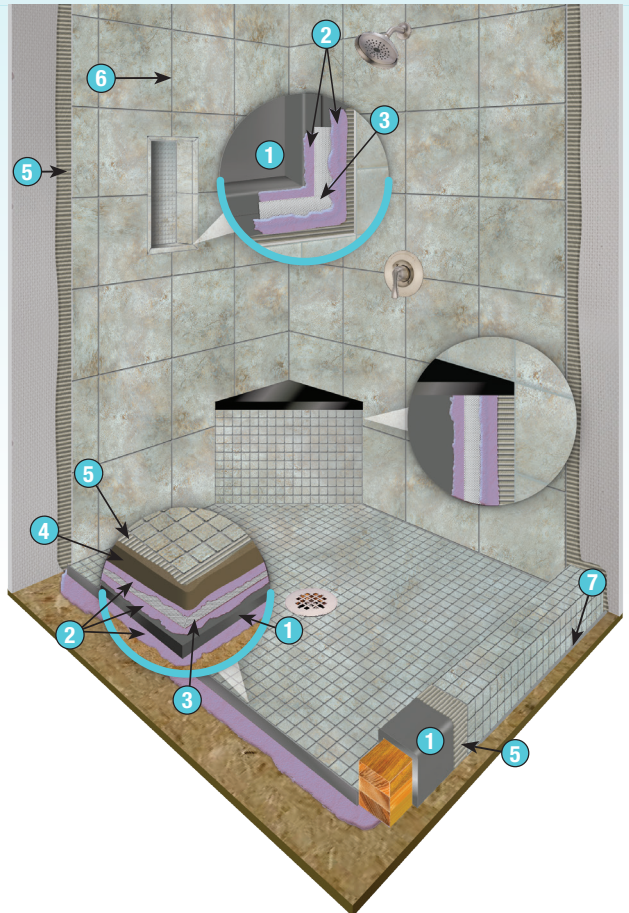
XtraFlex™ Acrylic Latex Additive

Add XtraFlex™ Acrylic Latex Additive to the mortar bed mix.



Shower Design Cutaway, Showing Preformed Components

- 1 TEC® Preformed Components
- 2 HydraFlex™ Waterproofing Crack Isolation Membrane
- 3 TEC® Waterproofing Mesh
- 4 XtraFlex™ Acrylic Latex Additive mixed in mortar bed made according to ANSI A108.1B
- 5 TEC® Latex-Modified Mortar
- 6 TEC® Grout
- 7 AccuColor 100® 100% Silicone Sealant



To learn more, visit TECspecialty.com



H.B. Fuller Construction Products Inc. | 1105 South Frontenac Street Aurora, IL 60504-6451

@TECInstallationSystems tecinstallationsystems TECInstallationSystems TEC Installation Systems