



GROUT & CAULK COLOR SELECTOR



TEC® GROUT COMPARISON CHART

Grout Features							
	Power Grout®	InColor™	AccuColor®	AccuColor® Plus	AccuColor EFX®	Ready To Use Grout	Design FX™
Ready To Use		•				•	•
Stain Resistant	•	•		•	•	•	•
Mold and Mildew Resistant	•	•		•	•	•	•
Efflorescence Free	•	•		•	•	•	•
Shrink Resistant	•	•	•	•	•	•	•
Crack Resistant	•	•		•	•	•	•
Chemical Resistant		•			•		
Number of Colors	32	32	32	32	Over 700*	8	3
Sanded	•	•	•	•	•	•	•
Unsanded			•				

*Special Order

Power Grout®, AccuColor® Sanded and AccuColor® Plus Coverage Chart

Approximate Coverage per Pound (in Square Feet)

Tile Size	Joint Width				
	1/16"*	1/8"	1/4"	3/8"	1/2"
12" x 12" x 5/16"	35.00	17.49	8.74	5.83	4.37
12" x 24" x 3/8"	38.80	19.40	9.70	7.30	4.90
16" x 16" x 5/16"	46.50	21.86	10.93	7.29	5.46
18" x 18" x 5/16"	51.00	24.98	12.49	8.33	6.25
24" x 24" x 5/16"	100.00	34.97	17.49	11.66	8.74

*1/16" joint width applicable to Power Grout® and AccuColor® Plus only.

AccuColor® Unsanded Grout Coverage Chart

Approximate Coverage per Pound (in Square Feet)

Tile Size	Joint Width		Tile Size	Joint Width	
	1/16"	1/8"		1/16"	1/8"
1" x 1" x 1/4"	4.45	2.23	6" x 6" x 1/4"	26.67	13.33
2" x 2" x 1/4"	8.90	4.45	8" x 10" x 1/4"	39.53	19.76
4-1/4" x 4-1/4" x 1/4"	18.90	9.44	12" x 12" x 3/8"	35.56	17.78

For coverage calculator, visit tecspecialty.com/coverage-calculator or download at the iPhone app store.

InColor™ Grout Coverage Chart

Approximate Coverage per Pound (in Square Feet)

Tile Size	Joint Width				
	1/16"	1/8"	3/16"	1/4"	3/8"
1" x 1" x 1/4"	4	2			
12" x 12" x 3/8"	30	15	10	7	5
16" x 16" x 3/8"	39	20	13	10	6
18" x 18" x 3/8"	44	22	15	11	7
24" x 24" x 3/8"	59	30	20	15	10

Ready To Use Grout Coverage Chart

Approximate Coverage per 1/2 Gallon (in Square Feet)

Tile Size	Joint Width			
	1/16"	1/8"	1/4"	3/8"
4" x 4" x 1/8"	205	103		
6" x 24" x 5/16"	192	96	48	32
12" x 12" x 1/4"	307	153	76	51
12" x 24" x 3/8"	264	132	66	44

Design FX® Grout Coverage Chart

Approximate Coverage per 1/2 Gallon (in Square Feet)


Tile Size	Joint Width				
	1/16"	1/8"	1/4"	3/8"	1/2"
1" x 1" x 1/4"	25.6	12.8			
2" x 2" x 1/4"	51	25.5			
4" x 4" x 1/8"	205	103			
6" x 6" x 1/4"	154	77	38.5	25.6	19.2
12" x 12" x 1/4"	307	153.5	78.6	51.3	38.4

For coverage calculator, visit tecspecialty.com/coverage-calculator or download at the iPhone app store.

tecspecialty.com




H.B. Fuller Construction Products Inc.
1105 South Frontenac Street
Aurora, IL 60504-6451
(800) 552-6225



910 Bright White



928 Praline




931 Standard White



902 Ivory



988 Pearl



909 Sterling



949 Silverado




908 Dove Gray



903 Birch



940 Antique White



906 Cornsilk



991 Parchment



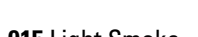
984 Almond



961 Sandstone Beige



945 Light Buff



915 Light Smoke



925 Sable



985 Sand



944 Light Chocolate



932 Mocha



973 Warm Taupe



939 Mist



933 Standard Gray



934 Slate Gray



927 Light Pewter



982 Summer Wheat



969 Coffee



935 Silhouette



958 Espresso




994 Dark Walnut



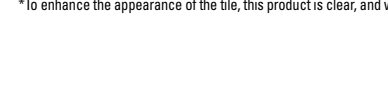
929 Charcoal Gray



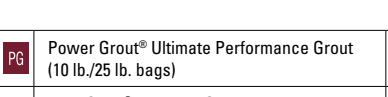
941 Raven



DFX Bronze



DFX Silver



DFX Crystal*



*To enhance the appearance of the tile, this product is clear, and will absorb color from the surrounding material.

PG	Power Grout® Ultimate Performance Grout (10 lb./25 lb. bags)	IC	InColor™ Advanced Performance Grout
AC	AccuColor® Premium Grout, Sanded and Unsanded	RTU	Ready To Use Grout
100	AccuColor® Silicized Acrylic Latex Caulk, Sanded and Unsanded and AccuColor 100® 100% Silicone Sealant	FX	Design FX® Design Inspired Stain Proof® Grout
EFX	AccuColor EFX® Epoxy Special Effects Grout	AC+	AccuColor® Plus Grout

*Refer to product data sheet for details. Colors shown are reproductions and may vary from actual product.